

How to Log into Your Team Page

Each team has a page. From the home page of the League Website, click on 2011 Teams:

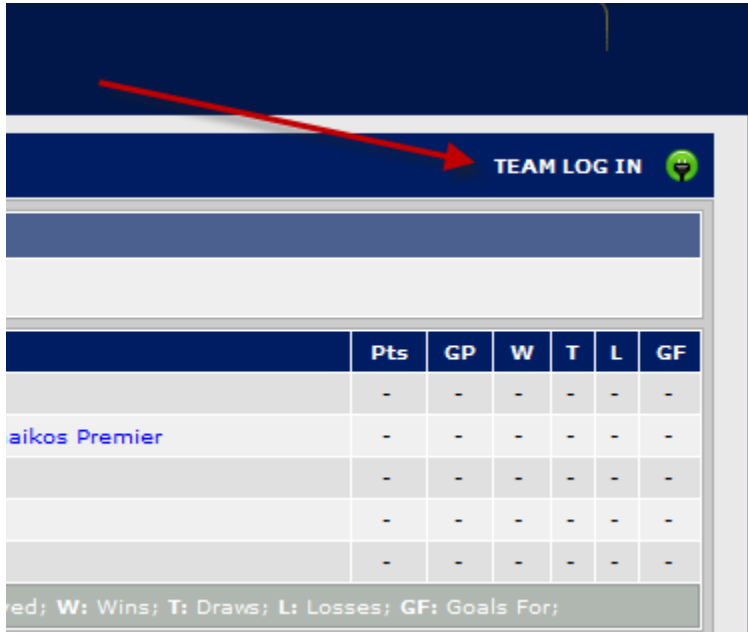


The next screen will show you team names, ordered by divisions. Go to your division, find your team name and click on it:

Under 16 Boys - Blue	
Black Watch Buffalo U16 Spurs	EUSA Rochester Red
NY Elite U16 Boys	
Under 16 Boys - Yellow	
BC United Fusion (indicated by a red arrow)	EUSA Rochester
Webster Dynamo ESA	
Under 16 Girls - Blue	
Black Watch Buffalo U16 Girls	Doug Miller Soccer Academy
FC Dutchmen Chaos	Fairport Galaxy Premier
Under 16 Girls - Yellow	

Go to the next page

On the next screen you will find your spot to log in on the upper right hand side.

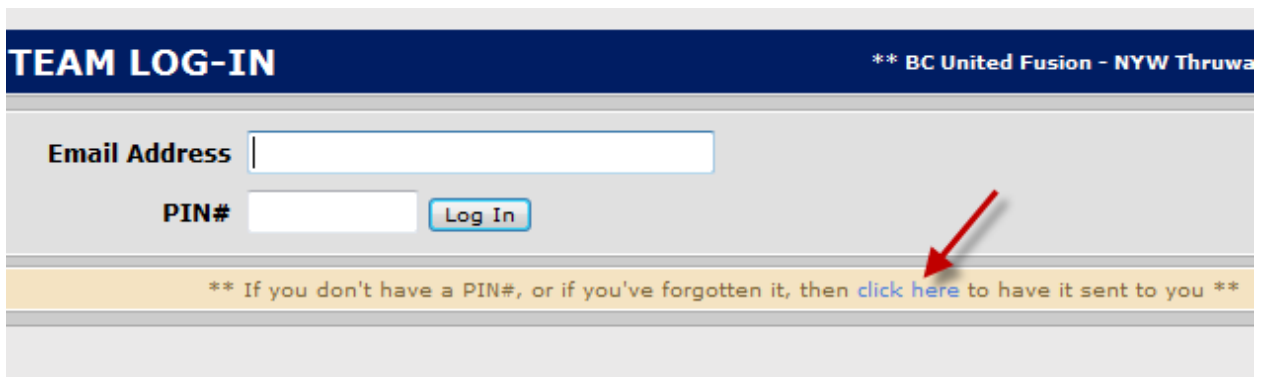


The screenshot shows a dark blue header with a white 'TEAM LOG IN' button and a small green icon to its right. A red arrow points to the button. Below the header is a table with columns: Pts, GP, W, T, L, GF. The first row has dashes in all columns. The second row is labeled 'aikos Premier' and also has dashes. Below the table is a legend: 'ed; W: Wins; T: Draws; L: Losses; GF: Goals For;'

	Pts	GP	W	T	L	GF
	-	-	-	-	-	-
aikos Premier	-	-	-	-	-	-
	-	-	-	-	-	-
	-	-	-	-	-	-
	-	-	-	-	-	-

ed; W: Wins; T: Draws; L: Losses; GF: Goals For;

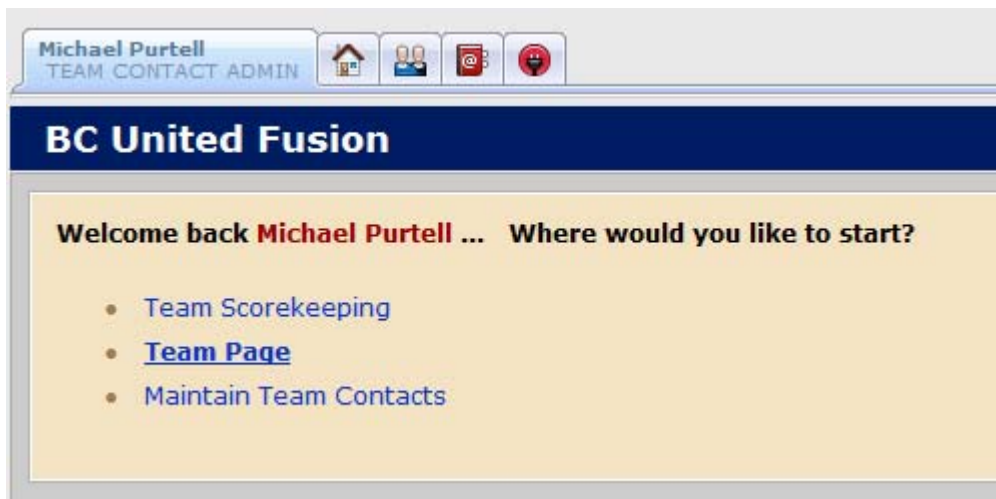
The next screen will ask for your log in information. Use your e-mail address. Then if you do not know the pin number, click on the link to have it sent to you.



The screenshot shows a 'TEAM LOG-IN' form. The title 'TEAM LOG-IN' is on the left, and '** BC United Fusion - NYW Thruwa' is on the right. There are two input fields: 'Email Address' and 'PIN#'. A 'Log In' button is next to the PIN# field. Below the fields is a yellow banner with the text: '** If you don't have a PIN#, or if you've forgotten it, then [click here](#) to have it sent to you **'. A red arrow points to the 'click here' link.

Go to the next page.

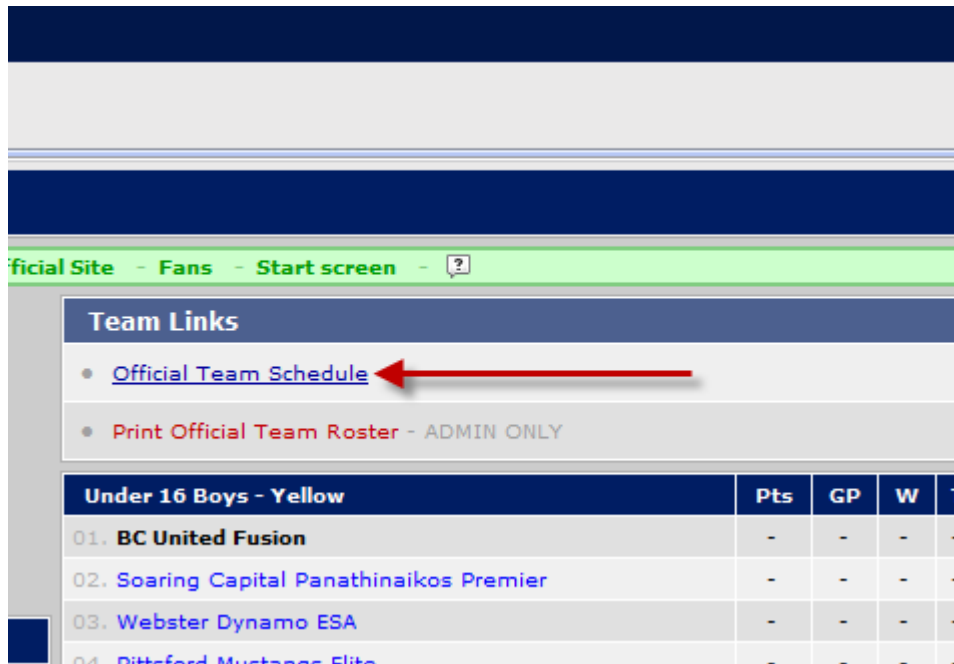
After you get logged in the first screen will look like this:



Team Scorekeeping should be self explanatory; this is where you go to enter your match scores after a game. If you have any outstanding games that you have not input the score for, they will be listed here. Remember, both teams need to input the score and they must agree before the standings will update. All scores need to be entered no later than 9PM each Monday. Late score reporting will cost you \$10.00.

Go to the next page.

Team Page will take you to the page that is normally public on the website. This is where you go each week to get copies of your roster to take to games. Click on your official schedule.



Your schedule will open up towards the bottom of the page.

Find your upcoming match on the schedule. Notice that the 'vs.' is a link in the match report column. Please click on this.

The screenshot shows the 'BC United Fusion Schedule' for May 2011. The table has columns for 'GAME#', 'Date', 'Time', 'Home', 'MR', and 'Away'. Two games are listed for Saturday, May 14: game 444 at 12:00 pm (BC United Fusion vs EUSA Rochester) and game 445 at 4:00 pm (BC United Fusion vs Soaring Capital Pan). A red arrow points to the 'vs.' link in the 'MR' column for game 444.

GAME#	Date	Time	Home	MR	Away
444	Sat May 14	12:00 pm	BC United Fusion	vs	EUSA Rochester
445	Sat May 14	4:00 pm	BC United Fusion	vs	Soaring Capital Pan

The next screen will give show you the information about the match across the top as well as show you both your roster and the opponents roster. Below the rosters will be a list of any player who is ineligible or suspended for the match. Use your browser print function to print two copies to take to the match.

Maintain Team Contacts lets you add or delete who your contacts are, set whether or not they have log in access to the team page. You also have the opportunity in your record to change the pin number to something you can more easily recall.

Any questions – Please let me know.

Tim Mellander

League Administrator